



M O L D I N G

KOMA DECORATIVE
TRIM MOLDINGS

Where beauty meets durability

Decorative Trim Moldings

Where Beauty Meets Durability.

Offer your customers 24 long-lasting decorative trim moldings, without sacrificing beauty - the KOMA Collection of PVC-extruded moldings.

Designed to complement KOMA's exterior trim products, the KOMA Collection brings beauty and flexibility to every home. KOMA moldings capture the natural look of wood, however, because they're extruded from cellular PVC, rather than machined from wood, or wood composites, they are much easier to maintain. They also ensure greater uniformity, and unmatched durability.

KOMA Molding Collection advantages include:

- Won't rot, mildew, crack, flake or peel
- No painting necessary, though they can be painted
- Not affected by rain, salt or insects
- Cut/fasten like wood
- Matte, non-gloss finish
- Easy to install
- Minimum maintenance and long lasting beauty
- UV-resistant



Contact KOMA today to learn more about how the KOMA Molding Collection helps homeowners maintain the desired look of their homes with beautiful, long-lasting decorative trim moldings.

komabuildingproducts.com
1.800.330.2239




CROWN PROFILES

Use along intersection of a wall and ceiling; may be combined with other moldings to create a build-up profile.

Profile	Item Number	Description	Lengths
	KBP794516	3" Crown Molding WM53	16'
9/16" x 2-3/4"			
	KBP792116	4" Crown Molding WM49	16'
9/16" x 3-5/8"			
	KBP792216	5" Crown Molding WM47	16'
11/16" x 4-5/8"			
	KBP792316	6" Crown Molding WM45	16'
11/16" x 5-1/4"			
	KBP791616	8" Crown Molding	16'
1-1/16" x 7-1/2"			
	KBP793416	Rams Crown WM90	16'
1-13/32" x 2-1/16"			

COVE PROFILES

Use along the intersection of a wall and ceiling


Profile	Item Number	Description	Lengths
	KBP792016	Bed Molding WM75	16'
9/16" x 1-3/4"			
	KBP793216	Scotia Cove WM93	16'
3/4" x 3/4"			
	KBP792416	Quarter Round WM105	16'
3/4" x 3/4"			

CASING PROFILES

Use flush against a wall, door or window to create surrounds



Profile	Item Number	Description	Lengths
 11/16" x 1-1/8"	KBP792616	Base Cap WM164	16'
 1-1/16" x 2"	KBP792916	Rake Molding WM287	16'
 1-1/2" x 1-1/2"	KBP793512	1.5" Square WM236	12'
 1-3/8" x 2-3/4"	KBP796216	Imperial Rake Molding	16'
 1-11/32" x 1-3/16"	KBP793116	Back Band WM068	16'
 1-1/16" x 3-1/2"	KBP793716	Adams Casing WM445	16'
 1-1/4" x 2"	KBP7927	Brick Molding WM180	17'6" & 18'
 1-1/4" x 2"	KBP7967	Brick Molding with J	17'6" & 18'

WEATHER STRIP PROFILES

Profile	Item Number	Description	Lengths
 3/8" x 1-31/32"	KBP795116	Weather Stop	16'



DRIP CAP PROFILES

Use as water table or brick ledge for separation and water shed against two different material types

Profile	Item Number	Description	Lengths
 11/16" x 1-5/8"	KBP792816	Drip Cap WM197	16'
 2-3/4" x 2"	KBP791718	Water Table	18'



SHINGLE BAND PROFILES

Use as a window or door casing, or as a decorative shoe base

Profile	Item Number	Description	Lengths
 11/16" x 1-5/8"	KBP792516	Shingle Mold WM210	16'
 5/8" x 1-3/4"	KBP795916	Panel Mold	16'

SILL PROFILES

Use to shed water or to provide architectural detail

Profile	Item Number	Description	Lengths
 1-3/4" x 2-1/32"	KBP793016	Historic Sill	16'
 1-3/8" x 1-1/2" x 1-17/32"	KBP793316	Sub Sill Nose	16'

KOMA[®]

BUILDING PRODUCTS
The Hard Choice

komabuildingproducts.com
3402 Stanwood Boulevard
Huntsville, AL 35811
1.800.330.2239

 A Division of Kommerling USA



MO-0216/10M